



Sora

Where students read

A quick guide to using device notifications in Sora

Missing a hold can be frustrating, especially if it's for a book you've been looking forward to reading for a long time. Now, though, with device notifications in the Sora reading app, you and your students can receive alerts via your phone, tablet, or web browser right when holds are ready to borrow!

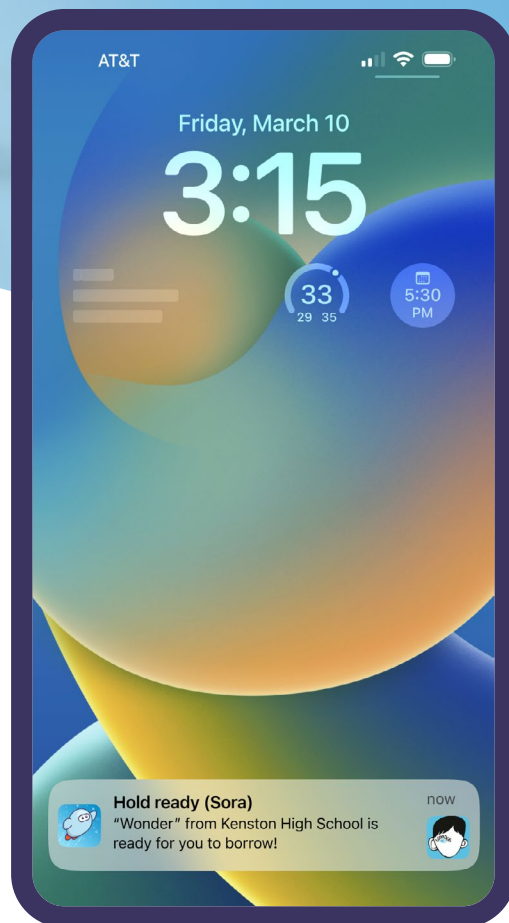
Let's take a look at how this feature can help you never miss that book on your to-be-read list again.

HOW SORA NOTIFICATIONS WORK

When enabled, notifications for Sora will appear on your device or in your browser when a hold is ready to borrow. If you use the Sora app on multiple devices, you'll need to enable notifications on each one.



soraapp.com/library/dadeschools



OverDrive



Follow us on social! @sorareadingapp

DiscoverSora.com
schools@overdrive.com
(216) 573-6886

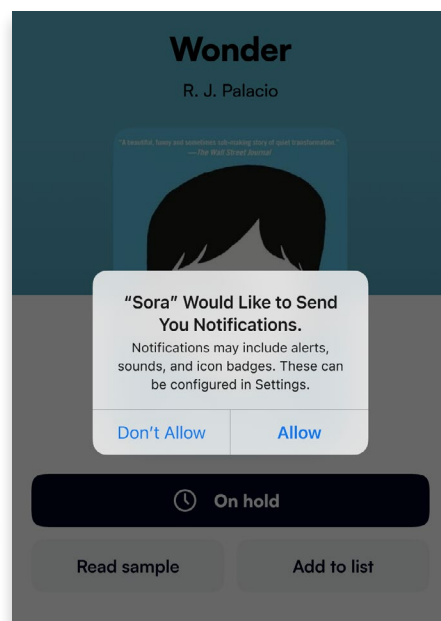
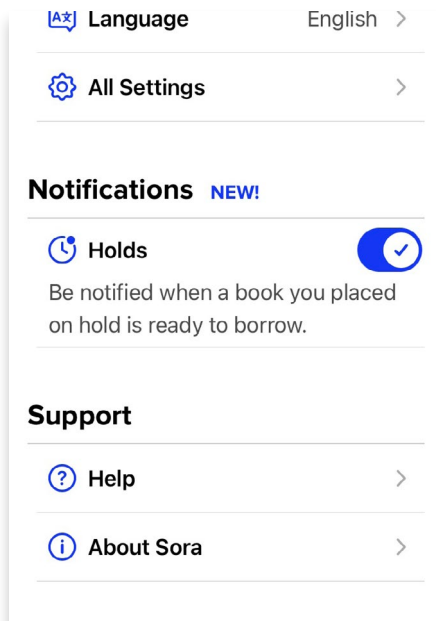
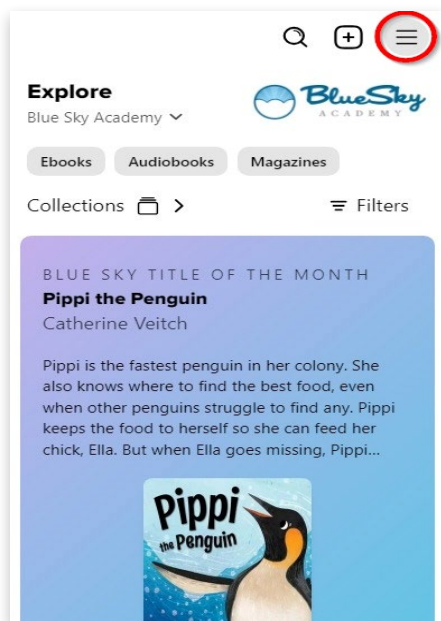
How to get hold notifications on your device or computer

You can get device or browser notifications when a hold you placed is available to borrow.

1. Select 

2. Under “Notifications,” turn **Holds** on.

3. Next, you’ll need to allow notifications in your device’s settings. If setting up browser notifications on your computer, you’ll need to allow notifications in both the browser and in your computer’s settings.



HAVING TROUBLE?

Scan this QR code to learn more about holds and enabling notifications.



Notifications must be enabled in Sora, on your device and, for browser notifications, in your browser to begin receiving them.

More questions?

Ask the IT department at your school for help!

If you’ve turned on notifications in Sora but push notifications have not been enabled for your device, you’ll see an alert in Sora’s settings menu.

